

Hair Nets and Beard Snoods - Technical

- Multi-mesh construction extending to the medically sensitive, hairline area that augments comfort and hair security
- Air flow channels in the multi-mesh zone to avoid comprising thermoregulation
- Industry leading lay flat, double elastic headband to distribute pressure evenly and avoid skin indentation and discomfort
- Manufactured from Polypropylene for excellent moisture transportation and wicking properties.
- Moisture resistant qualities of the Beard Snood, combined with the breathable 3mm and 5mm mesh, diffuse the risk of the wearer recycling carbon dioxide on inhalation.
- Mesh Flame Retardant to BS EN ISO 1021-1:2006
- Available as both Metal Detectable and Metal Free.



Hairnet Closures - Metal Detectable and Metal Free

All Styles of Hairnets and Beard Snoods are available as both Metal Detectable and Metal Free.

The Metal Free range has a small weld at the closure, which is designed to lay flat should the weld come into contact with the forehead. In wearer trials this was found to be more comfortable than the bulky knitted alternatives.

Our Metal Detectable range have small metal clips which are extremely secure. Hairnets are certified to give a reading of at least 4mm ferrous, Bear Snoods 3mm ferrous

Colour Range



Hygiene controls need to be seen to be in place therefore our hairnets are produced in a range of visible colours. For 'front of house' applications, more discreet colours – Browns and Black are available.

Special and corporate colours can be manufactured to order – minimum quantities apply.









3mm Extra Close Mesh Hairnet



- Prolen® Siltex antibacterial yarn
- Available in   
- Sold in packs of 100
- 938 – Metal Detectable
- 938K – Metal Free

5mm Beard Snood

- Available in    
- Sold in packs of 36
- 2876 – Metal Detectable
- 9069 – Metal Free



3mm Extra Close Mesh Beard Snood

- Available in  
- Sold in packs of 36
- 2926 – Metal Detectable
- 9389 – Metal Free

Hair Net Packaging Options

Commonly Hairnets are supplied on round cards, however they can also be supplied in balled form for dispensing from a wall mounted Multi-purpose Dispenser unit.

Hairnets on
Round Card



Hairnets -
Balled



Multi-purpose
Dispenser Unit
(80003)



t: 01580 891300

e: qa@aceindustrial.co.uk

How to wear a hair net...

1. Brush and tie the hair back. Make sure it's not tied too low down, as the Hairnet elastic needs to lay flat against the neckline.



2. With the closure north to south hold the Hairnet open ready for donning. Wearing it this way, pulls the meshes closer together.



3. Locate across the forehead and pull the Hairnet over the crown, ensuring all hair in the nape of the neck is covered.



4. Locate under the ears, this ensures that the Hairnet is securely in place.



5. Check all hair is fully enclosed, that the double elastic headband is laying flat and is located under the ears. If necessary, get a colleague to double check.



6. Put on Visitor Coat and other PPE after the Hairnet has been worn. This ensures that any hair dislodged by adjusting, isn't brought into the workplace.



t: 01580 891300

e: qa@aceindustrial.co.uk

How to wear a beard snood...

1. Hold the Beard Snood with the closures east to west, holding the elastic in one hand and the body of the Beard Snood in the other.



2. Locate the elastic to the back of the head and make sure the Beard Snood covers the nose.



3. Locate the Beard Snood under the chin, ensuring all facial and neck hair is properly covered. The Beard Snood elastic should be located over the ears and around the back of the head



4. Put on a Hairnet (see how to wear a Hairnet) and locate under the ears, ensuring that the Beard Snood closures are covered by the Hairnet. This provides extra security and ensures the Beard Snood is kept in place. The Hairnet should not be put on first.



**Also available – full range of Trilby hats, with or without snoods
– please enquire for more details**

ACE Industrial Supplies Ltd
Unit 2, Select Business Centre
Lodge Road, Staplehurst
Kent, TN12 0QW

t: 01580 891300
e: qa@aceindustrial.co.uk